



Year 1

Phonics

Screening













































What is phonics?

- Children are taught to read by breaking down words into separate sounds or 'phonemes'. They are then taught how to blend these sounds together to read the whole word.

Children segment words in order to spell. They represent phonemes(spoken) with graphemes(written).

- Children have a 30mins phonics lesson each day and they are encouraged to use these strategies to read and write in other lessons.



a 	o 	x 	t 	e 	p 	r 	i 	n 	m 	h 	b 	d 	g 
s ss 	c k ck 	q qu 	u oo 	j 	y 	ch 	sh 	th 	w wh 				
v 	f ff ph 	ow ou 	l ll 	oa ow oe o e 	oo ue ew u e 	ar 							
ng 	z zz 	ai ay a e 	ear 	igh ie i e 	ee e e ea 	air 							
ure 	oi oy 	or aw au 	er ur ir 	I no go the to into he she we me be was									
you	they	all	are	my	her	said	have	like	so	do	come	some	
		were	there	little	one	when	out	what					



Phase 1-EYFS

Phase 2- EYFS

Phase 3-EYFS

Phase 4-EYFS/Year One

Phase 5- Year One

Phase 6- Year Two



Why are the children being screened?


- Year 1 children across the country will be taking the phonics screening check in the same week in June 2022.
- The aim of the check is to ensure that all children are able to read by the end of year two.
- This 'midpoint check' will ensure that we have a clear understanding of any gaps in the children's phonic knowledge.



Pseudo Words (Nonsense Words)

The pseudo words will be shown to your child with a picture of an alien. This provides the children with a context for the pseudo word which is independent from any existing vocabulary they may have.

Pseudo words are included because they will be new to all pupils; they do not favour children with a good vocabulary knowledge or visual memory of words.



Examples of words:

in

at

beg

sum

ot



vap



osk



ect



baim		rain
thrayd		pray
strabe		cane
vaink		waiting
chayp		delay
whape		cupcake
braig		portrait
envay		spray
splake		graze

Who will complete the check?

What Happens During The Test?



The test contains 40 words.

Each child will sit one to one and read each word aloud to a teacher.

The test will take approximately 10 minutes per child; although all children are different and will complete the check at their own pace.

The list of words the children read is a combination of 20 real words and 20 pseudo words (nonsense words).

twinkl.co.uk



Reporting To Parents

By the end of the Summer term all schools must report their child's results to parents.

They will also confirm if the child has met the standard threshold.

Children who do not achieve the expected level will retake the test when they are in Year 2.



How can you help?

- Encourage your child to 'sound out' when reading or writing. Focusing particularly on spotting more unusual sound patterns.

Eg

Digraph- 2 letters making one sound

cow

Trigraphs- 3 letters making one sound

night

Split digraphs- 2 vowels with a consonant in between.

spine - i_e

How Can I Help My Child At Home?

- Play lots of sound and listening games with your child.
- Read as much as possible to and with your child.
- Encourage and praise – get them to have a 'good guess'.



twinkl.co.uk



Google 'Sound Sayer' ICT Games/Topmarks.

<https://www.ictgames.com/mobilePage/soundSayer/index.html>

How can you help?



Children can practise their phonics by playing games online. The children particularly like 'Buried Treasure'

Oxford Owl.

Phonics Play

Top-marks phonics

Phonics Bloom

Teach your Monster to Read

Phonic screen past papers- online.

How can you help?

- REMEMBER: Phonics is not the only thing needed to become a fluent reader.
- Please continue to read with your child each night and encourage them to:
- Sound out- pointing to sounds from left to right.
- Re-read to check it makes sense.
- Use pictures for clues.
- Ask questions about the book.
- And most importantly ENJOY READING!

Questions?

